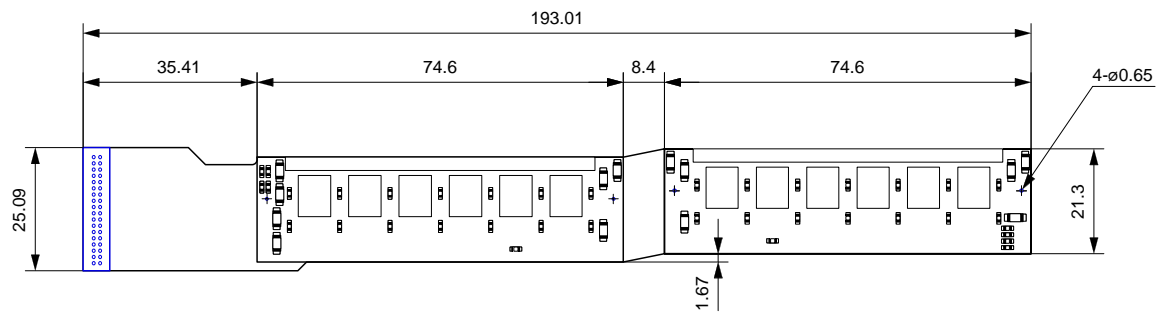
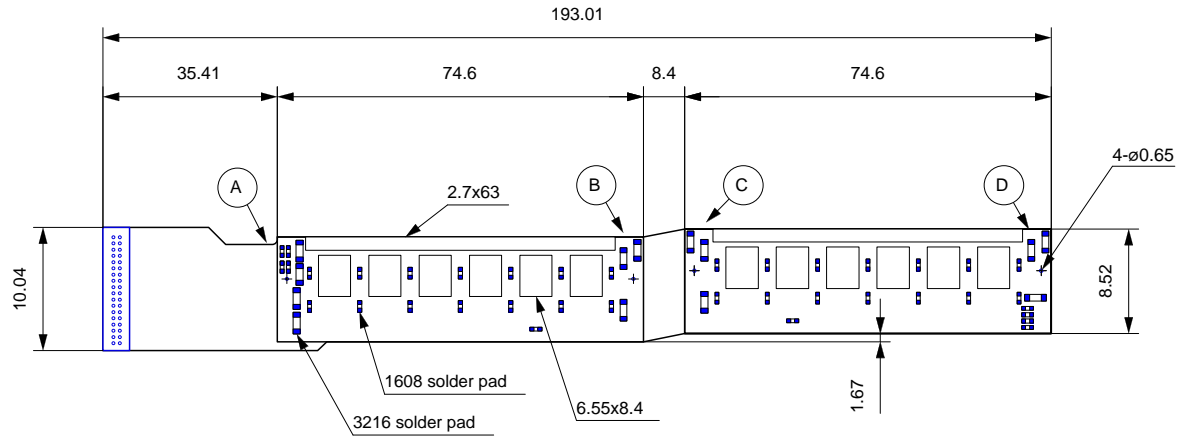


Size	TOLERANCES UNLESS STATED GEN. \pm , \pm deg	FINISH REMOVE ALL BURRS	ORIGINAL SCALE x1
	MATERIAL & SPEC. ---	SURFACE TEXTURE μ m Ra= μ m	QUANTITY -
	TITLE K4 ABCD hybrid Drawing of bare hybrid	DRAWING No. A3-AT2k08-02-1	2k0818/R0 T.Kohriki@KEK

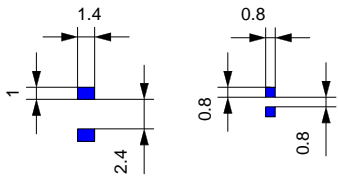


Size	TOLERANCES UNLESS STATED	FINISH	ORIGINAL SCALE
	GEN. \pm , \pm deg	REMOVE ALL BURRS	x1
	MATERIAL & SPEC.	SURFACE TEXTURE μ m	QUANTITY
	---	Ra= μ m	-
	TITLE	DRAWING No.	
	K4 ABCD hybrid Drawing of assembly	A3-AT2k08-02-2	2k0818/R0 T.Kohriki@KEK

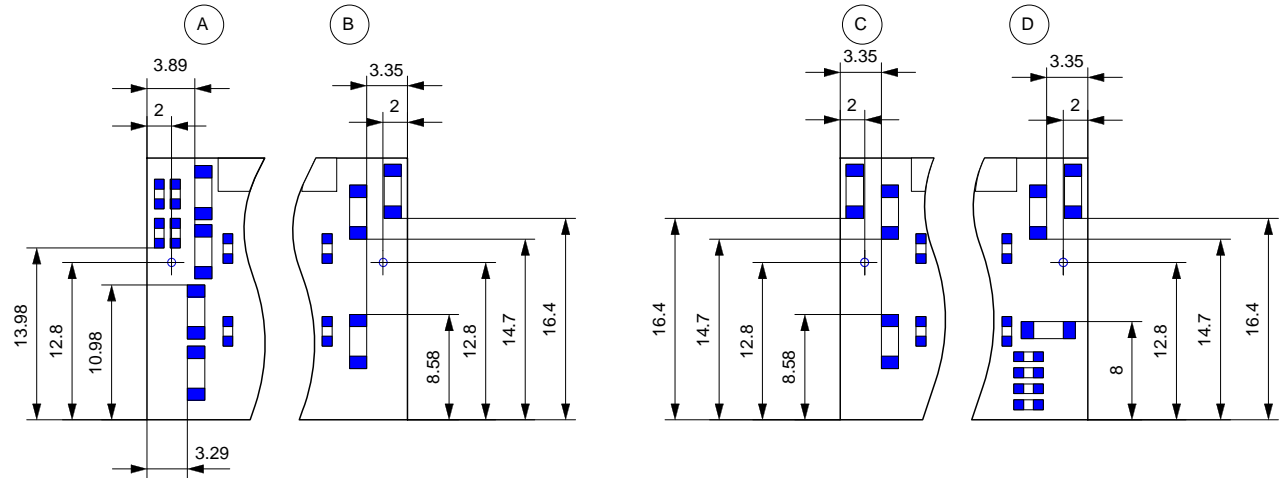
Solder pads and die pads locations
Scale x1



Detail of 3216 and 1608 pads



Details around the holes



Size	TOLERANCES UNLESS STATED	FINISH	ORIGINAL SCALE
	GEN. ±, ±deg	REMOVE ALL BURRS	x2.5(x1)
	MATERIAL & SPEC.	SURFACE TEXTURE μm	QUANTITY
	---	Ra=μm	-
TITLE	k4 ABCD hybrid Details around the holes	DRAWING No. A3-AT2k08-02-3	2k0818/R0 T.Kohriki@KEK